

CAMPER ICELAND

TRAVEL GUIDE



Contents:

1. AIRPORT EXIT

1.1 Taxi

1.2 Bus stop

2. EMERGENCY AND SERVICE TELEPHONE NUMBERS

3. WIND STRENGTH INFORMATION

4. ROAD CONDITIONS

5. CYLINDER EXCHANGE LOCATION

5.1 Tips

6. CAMPSITES IN ICELAND

7. IMPORTANT DROP OFF INFORMATION

8. ALL MAJOR ADDRESSES




1. AIRPORTEXIT


After leaving the duty-free zone, the exit we see straight ahead leads us to the car park, and the taxi rank and bus stops are located in a different place.

You can get to this place in two ways:


1



1a



OR



1. You can exit the door straight ahead and then go straight to the end of the building and on the left you will see a taxi rank and bus stops



2. After leaving the duty free area, do not go directly to the front door, turn left and walk about 50-70 meters until you see the exit door on your right. Through this door you will go directly to the stand where the Taxi or buses are located.

1.1 TAXI

Many flights arrive in Iceland at the same time or during the night. In these situations, there may not be any available taxi or bus in the parking lot. In such a situation, you can call several taxi companies operating 24/7.

Taxi phone numbers:

+354 420 1212, +354 520 1212, +354 552 2440, +354 561 0000, +354 421 4141




**OUR COMPANY IS LOCATED AT
[KLETTATRÖÐ 15, 262 REYKJANESBÆR.](#)**

Just click our address and you will be taken via Google Maps to our location. It's worth helping the taxi driver to reach us. Some of them come all the way from Reykjavik and don't know where we are



1.2 BUS STOP



From the airport you can get to us by the  bus number 55

stræto.is

Check the schedule -> [straeto 55 schedule](#)

CAMPER ICELAND 



If you want to get from the airport or our office to Reykjavik, see the timetable for the stop called BSI.
BE CAREFUL! Very often, buses from the airport end or start their route at the Fjörður stop, i.e. in the center of Hafnarfjörður - a neighboring city to Reykjavik, located about 10-12 km from the center of the capital of Iceland.



The bus stop where you have to get off the bus is called KEILIR (see photos).



Direction Reykjavik and the stop where you have to get off the bus going to us from the airport



Direction Keflavik and the stop where you have to get off the bus going to us from the Reykjavik



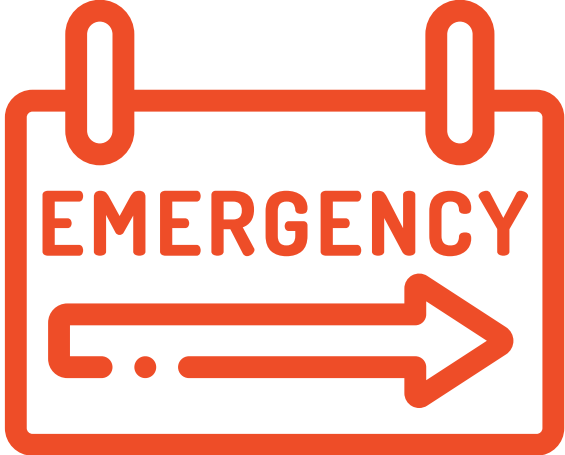
Even if you don't know how to recognize the bus stops, note that they are located near a large, distinctive white church



**Check Reykjavik bus schedule -> [here](#)
Check Keflavik bus schedule -> [here](#)**



2. EMERGENCY AND SERVICE PHONE NUMBERS




112

police, medical facilities or fire brigade. Use for example - collision, accident or if you got stuck on a slippery surface and needed towing.

CAMPER ICELAND





Service Phone number

+354 860 1006



Best way to be in touch with us is via WhatsApp

**In emergency, very urgent cases, we are available to you
24/7.**

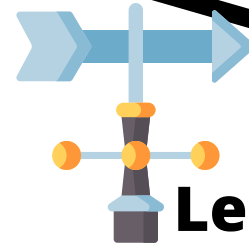
Service phone number is working

Mon-Fri 8:00-20:00

Weekends, Holidays 12:00-16:00

CAMPER ICELAND

3. WIND STRENGTH INFORMATION



Let the weather aura be best described by the saying: "You don't like the weather in Iceland? Wait 5 minutes!"

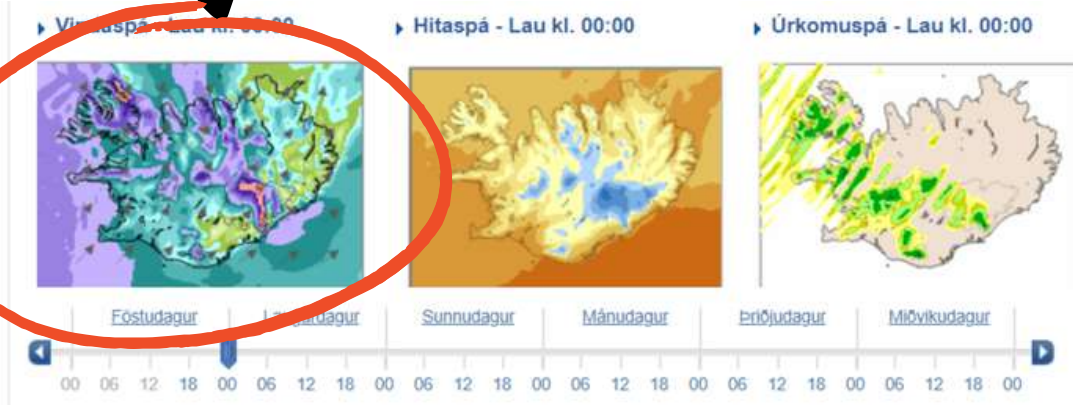
A very important determinant that you need to look at every day is the wind speed. From 20m/s (72km/h) and above, traveling in motorhomes or 4x4 campers is prohibited. First of all, this wind is very dangerous and traveling in such conditions can threaten your life and health as well as those traveling with you. In such a situation, it is best to find the nearest parking place and try to face the wind. With stronger gusts of wind, it is advisable not to leave the car.

Weather you can check at the website

Vedur.is



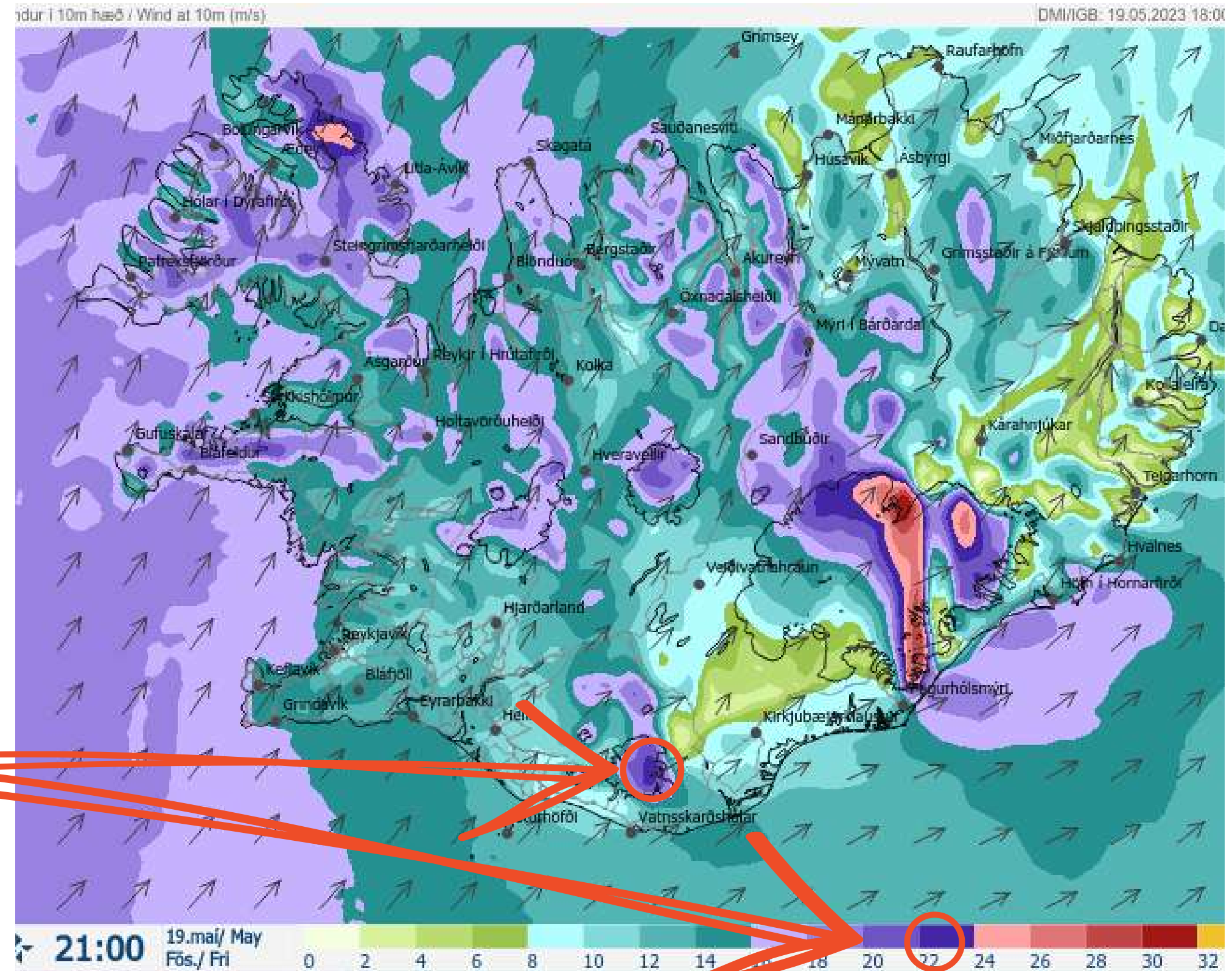
1st step: There are 3 maps on the main page, the most important for you is the one closest to the left edge. After clicking on this map, we go to specific information about gusts of wind.



2nd step: There are numbers below the map and colors above the numbers. Each color is assigned a number, and these numbers are expressed in meters per second. For example:

A purple color that faded to dark purple appeared on the map. We check what color this number is assigned to.

These colors have numbers between 22, which means that the wind blows there at a speed of at least 22 m/s, so further driving in this case is prohibited.




REMEMBER! To check the wind information every day, because as you already know, the weather in Iceland is very changeable.

4. ROAD CONDITIONS

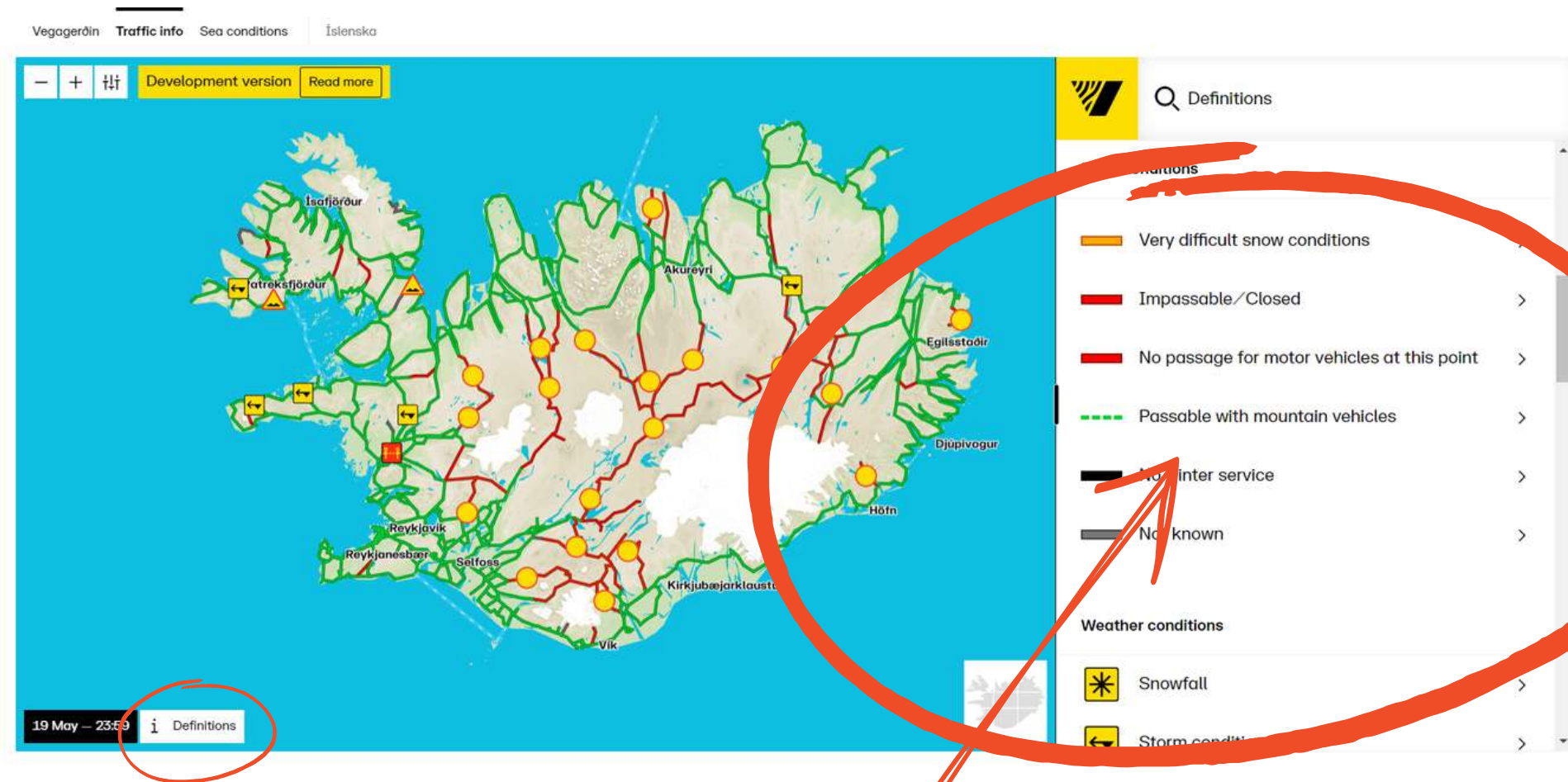
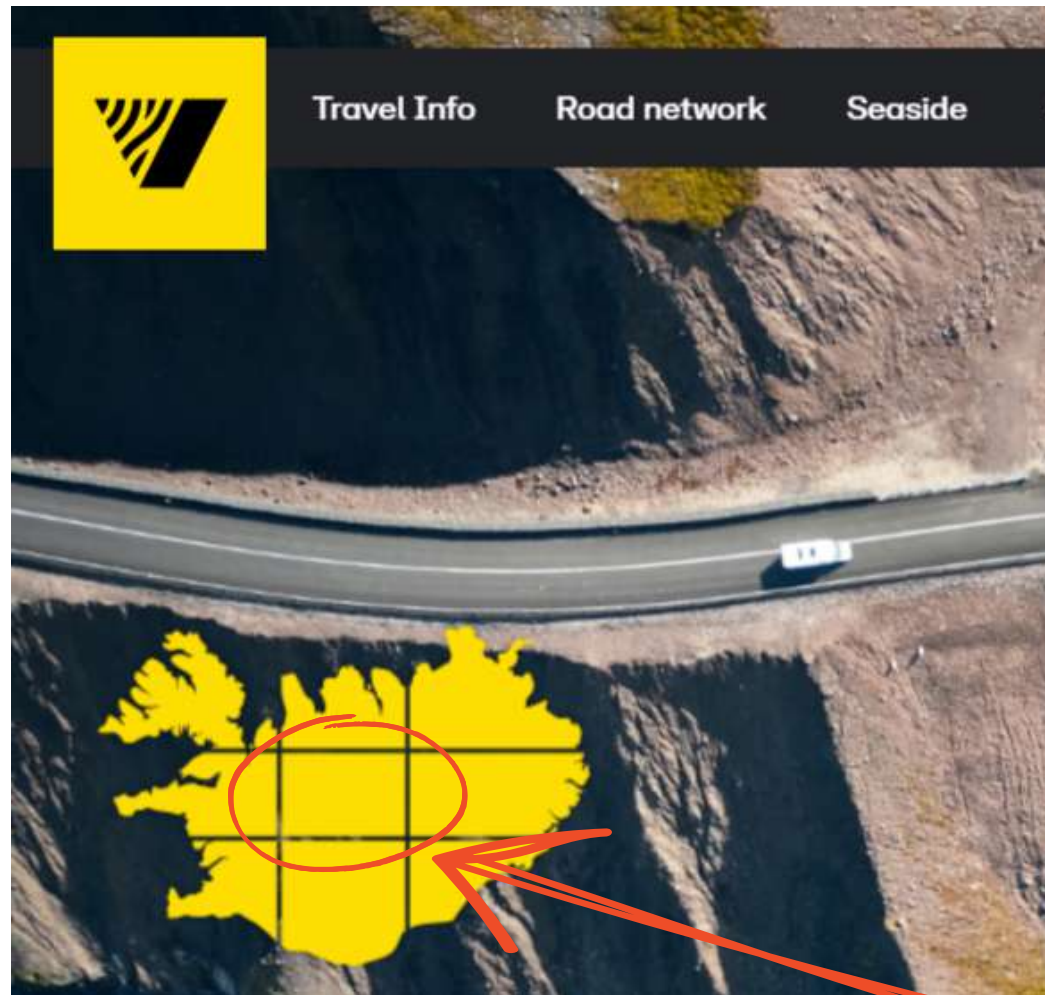


Road conditions you can check here

Road.is



On this page you can check all the roads that are available in Iceland. You can find out from it whether road repairs are currently taking place, whether the road is slippery, passable, closed, etc.




2nd step: After clicking on the "i" icon, information about the quality of roads will appear below (smartphones) or right side (computers)

1st step: Just click on the middle square of the Iceland map on the main page. you will be moved to a map with marked roads.

REMEMBER! When driving a car without a 4x4 drive, you are **forbidden** to enter most of the gravel roads inside the island, marked with the letter "f" at the beginning. None of our motorhomes have 4x4 drives. Sometimes on some roads marked with "big wheels 4x4" signs also 4x4 motorhomes will not be allowed due to difficult driving conditions.

If in doubt, you can always call **1777** or **+354 1777**. State the number of the road you want to take and the type of car. You will get information there whether you can enter the road. The number is available from **8:00 - 16:00** (1.05 - 14.10.), **6:30-22:00** (15.10. - 30.04.)

5. CYLINDER EXCHANGE LOCATION



CAMPER ICELAND

Due to the fact that we use a modern and safe gas cylinder connection, the gas can be turned on throughout the journey without the risk of leaks. At the moment, cylinders with such a connection can be purchased at two gas stations on the island. **OLIS AND OB.**

Let us remember that this is an extremely sparsely populated island, and thus you may not have access to any gas station for several hundred kilometers. In such a situation, it is good to check on the map where you can find gas stations on the route where you will be able to exchange your cylinder for a new one.

You can check gas cylinders by clicking on this link



Olis.is



5.1 TIPS

Showing all stations with GAS CYLINDERS

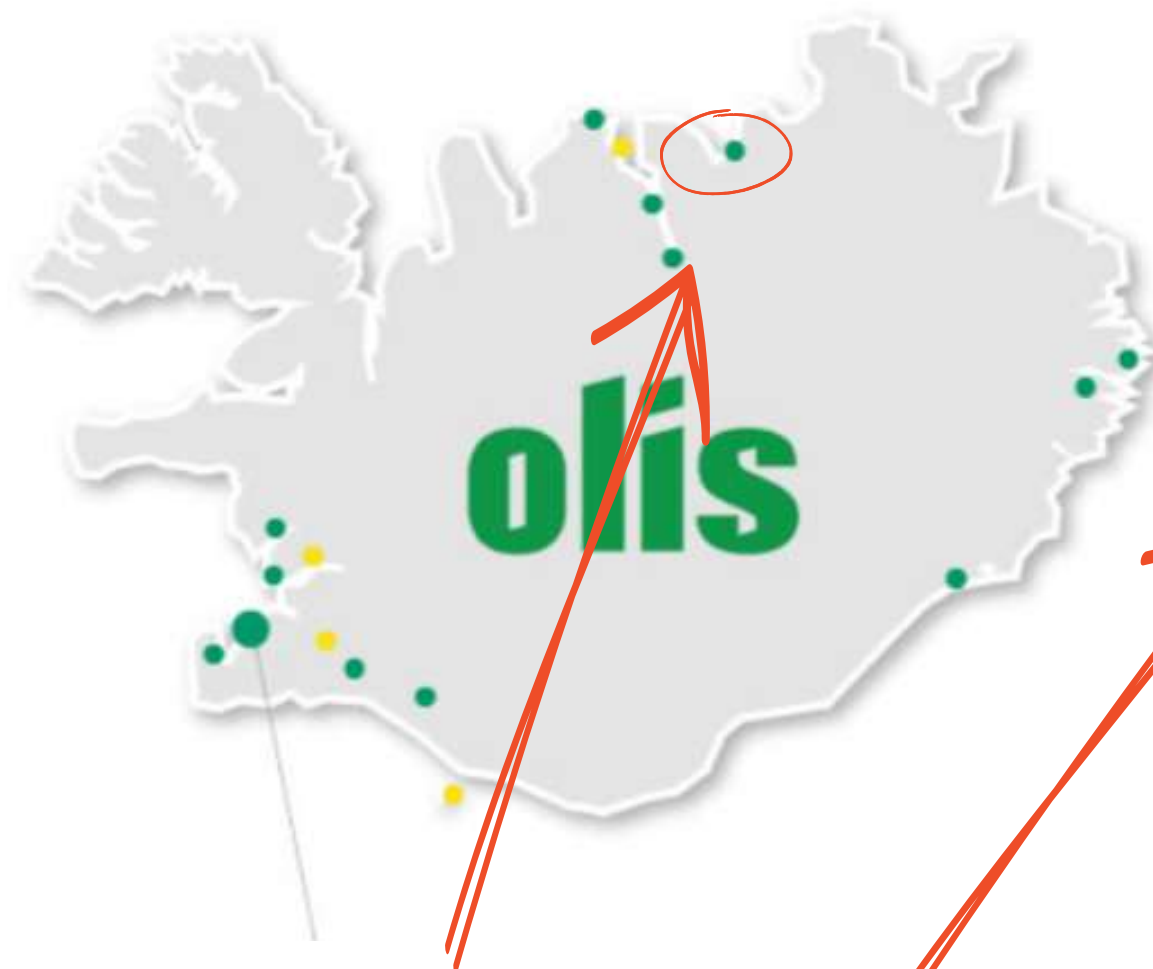
<input type="checkbox"/> Self service	<input type="checkbox"/> Car wash	<input type="checkbox"/> Car wash area	<input type="checkbox"/> Shop	<input type="checkbox"/> Air	<input type="checkbox"/> WC	<input type="checkbox"/> Vacuum cleaner	<input type="checkbox"/> Grill 66
<input type="checkbox"/> Lemon mini	<input checked="" type="checkbox"/> Gas cylinders	<input type="checkbox"/> 24 hours	<input type="checkbox"/> portable toilet drain	<input type="checkbox"/> Bensin 98 Okt	<input type="checkbox"/> Colored Diesel	<input type="checkbox"/> Metan	
<input type="checkbox"/> Ad blue	<input type="checkbox"/> Free Wi-fi	<input type="checkbox"/> Electric charge	<input type="checkbox"/> TVG Xpress	<input type="checkbox"/> Dropp			

REYKJAVIK AND NEAREST AREAS

- [Álfabakki Mjódd](#)
- [Álfheimar](#)
- [Ánanaust](#)
- [Garðabær](#)
- [Gullinbrú](#)
- [Langitangi - Mosfellsbæ](#)
- [Norðlingaholt](#)
- [Sæbraut](#)

COUNTRYSIDE

- [Akranes Esjubraut](#)
- [Akureyri](#)
- [Borgarnes](#)
- [Dalvík](#)
- [Hella](#)
- [Húsavík](#)
- [Höfn](#)
- [Neskaupstaður](#)
- [Reyðarfjörður](#)
- [Reykjanesbær](#)
- [Selfoss](#)
- [Siglufjörður](#)



Húsavík

GARÐARSBRAUT 64 - 640 HÚSAVÍK

Phone: 464-1040

Email: umbhus@olis.is

Manager: Sigurgeir Aðalgeirsson, GSM: 840-1732

Opening hours:
mondays-fridays 08:00-22:00
Saturdays-sundays 09:00-22:00

Of course, you can order an additional cylinder when making a reservation or at our place when handing over the car.

Don't hesitate to ask, we're happy to help.



Do not forget to indicate in the menu that you are looking for a gas cylinder. Otherwise, the map will show you all gas stations in Iceland, but not necessarily all that offer cylinder exchange.

Click on the dot closest to your area. A new page will open where you will find all the necessary information, i.e. address, opening hours, etc.

6. CAMPSITES IN ICELAND



Iceland has many campsites, which are located not only on road number 1, but also inside the country. Most campsites are equipped with access to a charger with electricity, have bathrooms and toilets and are open even in the off-season.

However, before reaching the specific destination of the trip, it is worth checking which of the campsites in a given area best meets your requirements and (of course) whether there is still a place to spend the night.

! Remember, overnight stays outside campsites are not allowed in Iceland !

All information about campsites can be found by clicking on the link on this page

[Tjalda.is](https://tjalda.is)

TJALDA.IS

Search for campsite

Search

BOOK A CAMPSITE

BOOK A TOUR

REGIONS

CATEGORIES

MAP

NEWS

Íslenska

English



With this page you can check campsites divided by region, what services they have and much more. In addition, the description includes phone numbers and email addresses that you can contact and learn more about the campsite.



7. IMPORTANT DROP OFF INFORMATION

When booking a trip, you can choose services that will make it easier for you to return with the camper to our base. Among them are **end cleaning services** - you don't have to clean the car and camper from the outside and inside, but you have to come back with a clean toilet cassette.

OR

Toilet cleaning - you don't have to empty the toilet cassette before returning.

Didn't you book these options when making your reservation? That's okay! You can always add the above services on site when **picking up** your car.

However, if you do not choose any of the options, it is worth knowing where in Keflavik you can empty the toilet and wash your car and camper.



CLICK [HERE](#) TO FIND DUMP STATION (TOILET CLEANING)




CLICK [HERE](#) TO FIND GAS STATION ALONG WITH A FREE, SELF-SERVICE HAND CAR WASH

OR



CLICK [HERE](#) TO FIND GAS STATION ALONG WITH A FREE, SELF-SERVICE HAND CAR WASH



Remember! Always when returning the car, your fuel level should be the same as when you picked it up.



8. ALL MAJOR ADDRESSES AND NUMBERS

OUR COMPANY IS LOCATED AT
LETTATRÖÐ 15, 262 REYKJANESBÆR.



112

Service Phone number **+354 860 1006**



Mon-Fri 8:00 - 20:00
Sat-Sun 12:00 - 16:00

At the very end, we wanted to add all the most important links for you in one place, just click on the underlined words and they will take you to the right places.


Strength of the wind



Road conditions



Cylinder exchange location



Campsites in Iceland



Bus from airport -> straeto 55 schedule
Reykjavik bus schedule -> here
Keflavik bus schedule -> here

DUMP STATION IN KEFLAVIK



GAS STATION ALONG WITH A FREE, SELF-SERVICE HAND CAR WASH IN KEFLAVIK

2ND GAS STATION ALONG WITH A FREE, SELF-SERVICE HAND CAR WASH IN KEFLAVIK



**THANK YOU FOR CHOOSING
CAMPER ICELAND. WE BELIEVE
THAT YOU WILL EXPERIENCE
UNFORGETTABLE MOMENTS IN
ICELAND WITH US. WE CAN'T
WAIT TO MEET YOU IN ICELAND**

TAKK FYRIR!

SEE YOU SOON!



CAMPER ICELAND